

# Discover D3

Discover the benefits of  
LightingOceanLED



The **Discover D3**'s compact dimensions make it ideal for tight fitting areas or smaller boats.

The Discover D3 benefits from OceanLED's signature optics (90° x 20°), producing an unrivaled optimal lighting effect.

The D3 is rated at IP69k and has temporary rear submersion protection for when waves sometimes flood the stern.



Up To  
**700**  
Fixture Lumens\*



**90 x 20°**  
Rectangular Beam

Colour Choice:



## Explore E2 XFM

A compact, smaller XFM for tight installations

The Explore E2 provides a compact smaller XFM light for tight installation spaces, but with all the build quality and premium features of the larger lights in the range.

With the E2, you can choose either the signature Explore Series wide angle beam (90° x 20° Elliptical), or a new narrow "laser" beam shape (20° Circular), depending on your desired effect.



Up To  
**3,000**  
Fixture Lumens\*



**90 x 20°**  
Rectangular Beam Option



**20°**  
Circular Beam Option

Colour Choice:



Light. Years ahead.

PRODUCT	FIXTURE LUMENS	BEAM TYPE/ANGLE	COLOUR	MOUNT TYPE
Discover D3	700	Elliptical 90x20°		FM
Sport S3166s	3,500	Rectangular 90x20°		SM
Sport S3116s	5,000	Rectangular 90x20°		SM
Sport S3124s	3,000	Rectangular 90x20°		SM
X-Series X4	1,150	Circular 60°		SM
X-Series X8	2,300	Circular 60°		SM
X-Series X16	4,500	Circular 60°		SM
Explore E2 XFM	3,000	Elliptical 90x20° or Circular 20°		XFM
Explore E3 XFM	5,000	Rectangular 90x20°		XFM
Explore E6 XFM	11,000	Rectangular 90x20°		XFM
Explore E7 XFM	11,000	Rectangular 90x20°		XFM

FM - Flush Mount  
SM - Surface Mount  
XFM - Xchangeable Flush Mount  
TH - Thru-hull

\*Fixture Lumens rating is a measurement of total white light output from a complete (as sold) light fixture using laboratory standard, calibrated photometric measuring equipment.



All featured OceanLED Under-water lights benefit from IP69k certification. IP69k is the highest possible grade water ingress protection possible, giving our customers superior protection and total peace of mind.



WATER  
REVOLUTION  
FOUNDATION  
Corporate partner


OceanLED is a proud partner to the Water Revolution Foundation, providing sustainable lighting solutions for the yachting industry.

OceanLED



www.oceanled.com


LIGHT.  
YEARS AHEAD.



OceanLED

## Eyes HD Ocean Camera

View your own underwater aquarium in high definition.



The **Eyes HD Gen2** Ocean Camera can be mounted anywhere allowing you to capture the magic of your own underwater aquarium beneath your boat in full 1080p High Definition video.

## OceanDMX RC

Colours DMX or Dual Colour options



Remotely control the RGBW colour or dual colour LED lighting system installed on your boat via the **OceanDMX RC**


Compatible with X Series X8/X16, Explore E6 and Pro Series HD Colours.

## REAR ENCLOSURE

Explore Series Rear Enclosure for temporary submersion inside the hull.

Protect your lights from temporary submersion inside the boat, where rough seas and waves sometimes flood the stern.

Compatible with Explore E3, E6 and E7



## Sport Series

Advanced lighting for compact installations

The OceanLED **Sport Series** is the perfect choice for fishing and cruising in small to medium sized boats.

The Sport Series uses the same signature optics as the larger Explore Series and Superyacht Explore Weld-in lights, giving smaller boats the same advanced lighting effects, inside a compact, powerful surface mount light.




## X Series

Spend more time on the water.

Fantastic for fishing or having fun with family and friends. With a wide choice of control, size and colours, the **X Series** offers a range of mounting and colour options to help create your perfect light show.

Colours models offer full control, interactivity and colour customisation. You can toggle between the colours or have full colours control with our OceanDMX RC remote controller.



## Explore Series XFM

The Ultimate choice underwater LED light

OceanLED **Explore Series** is the ultimate choice, flush mount underwater LED light.

The Explore Series gives you the best possible lighting effect, through the signature OceanLED advanced optics while using the least amount of power required. The E7 also offers up to 50° hull angling for boats and yachts with sloping hull shapes, to create a uniform lighting effect.

