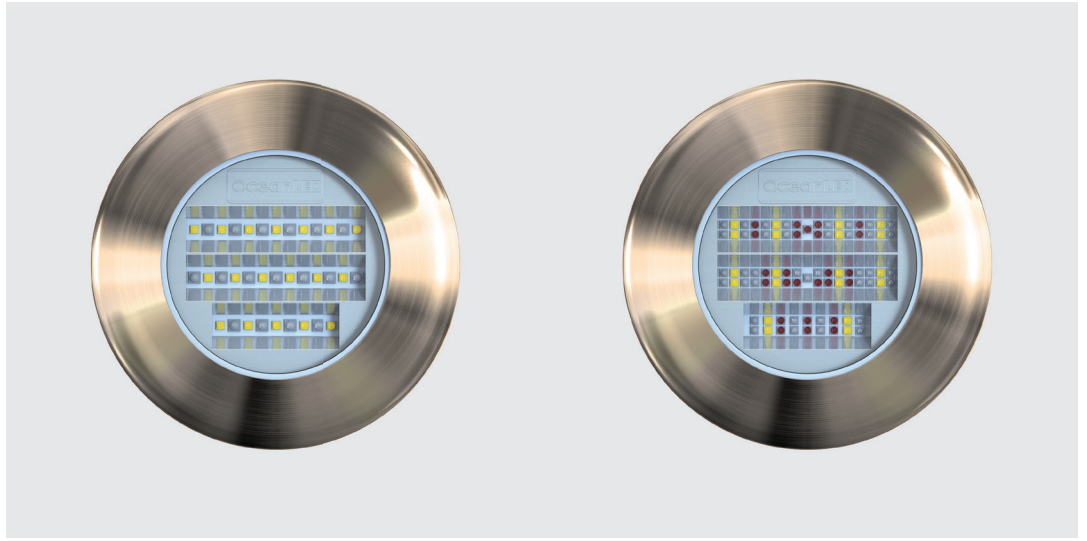


# EXPLORE E6

## XCHANGEABLE FLUSH MOUNT



Technologically advanced & super efficient,  
Explore is the ultimate choice of underwater light series.

### KEY FEATURES



11,000\*  
Fixture Lumens



90°  
Top Beam



20°  
Side Beam



Rectangular  
Beam

### COLOUR PART#



Dual White/Blue  
**E6009BW**



Colours DMX  
**E6009CD**

OceanLED Explore E6 is the ultimate choice, flush mount underwater LED light for those who want to be seen. The mix of optics, electronics, form factor and internal driver work together to make the most advanced underwater light available in the market, a true class leader.

Available in Dual, or full RGBW Colours DMX, the Explore E6 packs an incredible 11,000\* fixture lumens into a low profile, Xchangeable Flush Mount body, meaning the light cartridge can be removed from inside the hull without the need to haul out.

The compact size and built in driver mean less space is needed inside the vessel, allowing for a simpler, faster installation in tight areas.

The Explore E6 has the most advanced optics available on the market, designed exclusively by OceanLED and offer a genuinely striking 90° surface beam angle with a focused 20° side beam which produces a blade of light under the water that penetrates further, illuminating a more extensive area with minimal loss.

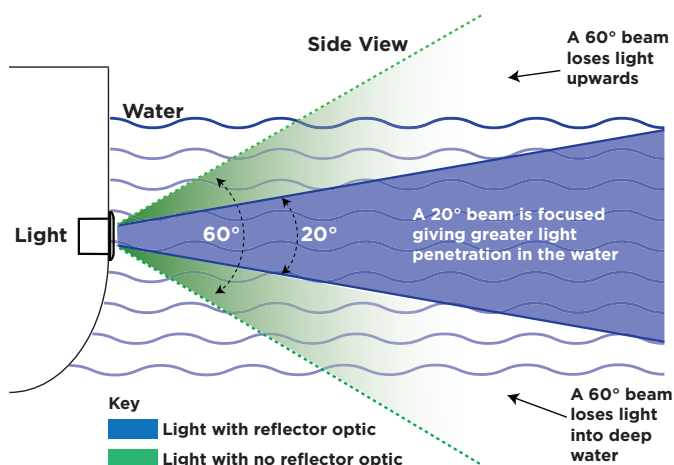
The ultra low profile outer face of the housing is designed for vessels wanting to go fast and have no impact on speed or flow of water over the hull.

The Explore E6 requires the same hole size (83mm/3.25") as the previous Allure 150/250 models allowing an easy installation for those wishing to upgrade.

\* Ultra White measurement

## ADVANCED OPTICS

Advanced optics improve efficiency and light distribution resulting in greater water penetration and superior lighting spread.



## CHOICE OF CONTROL

The OceanLED Explore E6 has a variety of ways you can control the lights such as switching colours, selecting Strobe Mode or Dynamic Audio Mode.

### CONTROL BY SWITCH

- Toggle between colours and modes with a simple switch, using the Control Input Kit.

### CONTROL BY DMX

- DMX is an intelligent lighting system that allows the user to select colours, modes and light effects.

### CHOICE OF DMX CONTROLLERS

- OceanDMX Controller Kit.  
(Smartphone or Tablet control).
- DMX Touch Controller Kit.
- DMX WiFi Touch Controller Kit.

The OceanLED Explore E6 has been designed to give the most flexibility of any light available on the market, ensuring you have the ultimate control.

## FOLLOW THE STEPS BELOW TO SELECT THE LIGHT THAT MEETS YOUR NEEDS

### STEP 1 - SELECT YOUR LIGHT

Choose between Dual Midnight Blue & Ultra White or RGBW Colours DMX

E6009BW	Explore E6 XFM Dual Blue / White
E6009CD	Explore E6 XFM Colours DMX

### STEP 2 - SELECT YOUR POWER REQUIREMENTS

Choose either AC or DC power kits

019903	DC Power Kit (1.5m Power cable & Fuse kit)
019904	AC Power Kit (AC Power pack & 1.5m Power Link cable)

### STEP 3 - SELECT YOUR CONTROL REQUIREMENTS

Choose the method of control for the lights (all come with 5m Control Input Cable Kit)

012923	Control Cable and Terminator Kit (Dual & Colours - For use with a Switch or 3rd Party Controller)
011712	Explore E6 OceanDMX Controller Kit (Colours Only - For use with OceanLED App on Smartphone or Tablet)
013001	Explore E6 DMX Touch Panel Controller Kit (Colours DMX)
013003	Explore E6 DMX Touch Panel Controller Kit (Dual Colour)
013002	Explore E6 DMX WiFi Touch Panel Controller Kit (Colours DMX)
013004	Explore E6 DMX WiFi Touch Panel Controller Kit (Dual Colour)

### STEP 4 - LINK THE LIGHTS TOGETHER

Select the quantity of Link Cables based on the quantity of lights. (N.B. You need 1 Link Cable less than the number of lights fitted).

012924	Explore E6 Control Link Cable (3m)
012925	Explore E6 Control Link Cable (5m)
012926	Explore E6 Control Link Cable (10m)
012927	Explore E6 Control Link Cable (15m)
012928	Explore E6 Control Link Cable (20m)

## SUPERIOR LIGHT DISTRIBUTION DUE TO ADVANCED, NEW GENERATION OPTICS

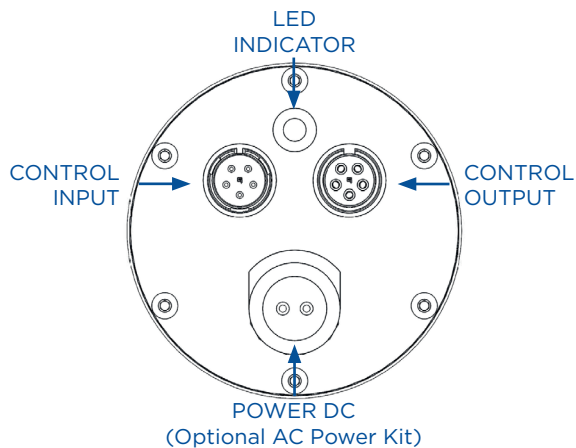
- New generation innovative, efficient reflector optic.
- 20° side beam produces a blade of light under the water that penetrates further.
- A true 90° wide-angled, focused top beam lights up a large area of water, flooding it with light.

## TECHNOLOGICALLY ADVANCED & SUPER EFFICIENT LIGHT

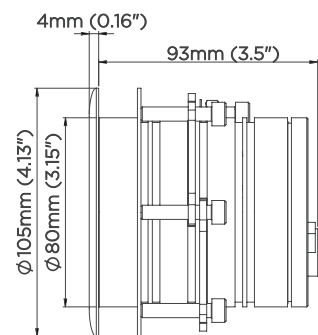
- The mix of optic / electronics / form factor / built in driver / plug and play work together to make the most advanced underwater light series available in the market.

## DUAL COLOUR WITHOUT REDUCTION IN SINGLE COLOUR FIXTURE LUMENS

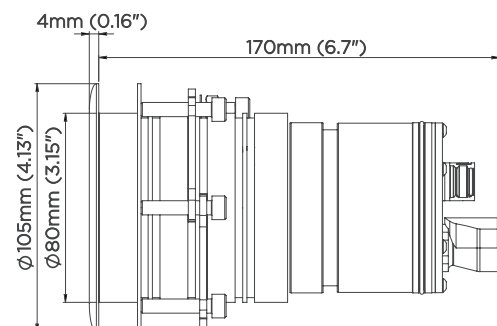
- Advanced PCB design ensures the light output is as bright as possible.



## LIGHT ENGINE INSTALLED



## LIGHT ENGINE WITHDRAWN



## EXPLORE E6 SPECIFICATIONS

### BOX CONTENTS - E6009 VARIATIONS

E6 Light Cartridge, Mounting Tube, Clamping Kit, Removal Tool & Install Guide

ACCESSORIES	PART
Explore DC Power Kit	019903
Explore AC Power Kit	019904
DMX Touch Panel Controller Kit (Colours DMX)	013001
DMX Touch Panel Controller Kit (Dual Colour)	013003
DMX WiFi Touch Panel Controller Kit (Colours DMX)	013002
DMX WiFi Touch Panel Controller Kit (Dual Colour)	013004
OceanDMX Controller Kit (Colours DMX Only)	011712
Control Cable and Terminator Kit	012923
Explore E6 Control Link Cable (3m)	012924
Explore E6 Control Link Cable (5m)	012925
Explore E6 Control Link Cable (10m)	012926
Explore E6 Control Link Cable (15m)	012927
Explore E6 Control Link Cable (20m)	012928
Delrin Sleeve	001-500638
Mounting Tube Extension Kit	019905
Extension Tube Removal Kit	019907

### MOUNTING RECOMMENDATIONS

Boat size	10M 20M +
Transom / Hull spacing	2.5m - 3m (8-10')
Installation depth below waterline	25 - 30cm (10-12")
Maximum Hull Thickness	55mm (2.16")
Maximum Hull Thickness with Extension	119mm (4.7")

### TECHNICAL

Lumens (Dual Colour)	19,000
Lumens (Colours DMX)	10,000
Fixture Lumens (Dual Colour)	*11,000
Fixture Lumens (Colours DMX)	*6,000
Min-Max Operating voltage DC	10-32V DC
Current / Amp draw (12V DC / 24V DC):	
Dual Colour	7.8A / 4.7A
Colours DMX	6.8A / 3.2A
Min-Max Operating voltage AC	100V - 240V AC
Current / Amp draw (110V AC / 230V AC):	
Dual Colour	1,190mA / 570mA
Colours DMX	830mA / 400mA
Driver type	Internal

### PHYSICAL

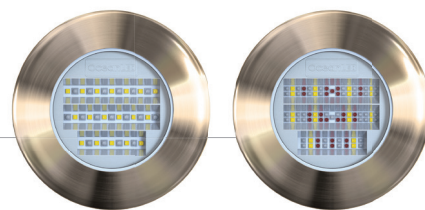
Total weight	1.25kg (2.76lbs)
Total Diameter (Including Flange)	105mm (4.13")
Diameter Of Body	80mm (3.15")
Profile Of Fixture	4mm (0.16")
Overall Length	97mm (3.8")
Minimum Space Required Inside The Hull	170mm (6.55")
Hole Cut-Out	83mm (3.25")
Material (Mounting Tube)	AB2 Aluminium Bronze
Material (Light Body)	Aluminium

### APPROVALS

RINA / ABS



# EXPLORE **E6** CHOOSE YOUR LIGHT SETUP



Choose between Dual Midnight Blue & Ultra White or RGBW Colours DMX

## LIGHT



### OPTION 1

#E6009BW  
**Explore E6 (Dual)**  
• Light Assembly  
• Explore Removal Tool

### OPTION 2

#E6009CD  
**Explore E6 (Colours)**  
• Light Assembly  
• Explore Removal Tool

## POWER



### OPTION 1

#019903  
**DC POWER KIT**  
• Power Cable  
• Fuse Kit

### OPTION 2

#019904  
**AC POWER KIT**  
• Power Pack  
• Power Link Cable

Choose the method of how you control your lights (Each Controller option comes with a 5m Control Input Cable Kit - Option 1)

## CONTROL



### OPTION 1

#012923  
**Switch / 3rd Party Control Input Kit**  
• Control Cable  
• Terminator

### OPTION 2

#011712  
**OceanDMX Control Kit**  
• OceanDMX Controller  
• #012923 Control Input Kit

### OPTION 3

#013001  
**DMX Touch Panel Controller Kit (Colours)**  
• DMX Touch Controller  
• #012923 Control Input Kit

### OPTION 4

#013003  
**DMX Touch Panel Controller Kit (Dual)**  
• DMX Touch Controller  
• #012923 Control Input Kit

### OPTION 5

#013002  
**DMX WiFi Touch Panel Controller Kit (Colours)**  
• DMX WiFi Controller  
• #012923 Control Input Kit

### OPTION 6

#013004  
**DMX WiFi Touch Panel Controller Kit (Dual)**  
• DMX WiFi Controller  
• #012923 Control Input Kit

Select the quantity of Link Cables based on the quantity of lights (N.B. You need 1 Link Cable less than the number of lights fitted)

## LINK



### AS MANY AS REQUIRED

#012924  
**Link Cable (3m)**  
Select the quantity required (N.B. 1 cable less than No. of lights)

# OceanLED

[www.oceanled.com](http://www.oceanled.com)