

The OceanLED Sport DockLight is the perfect underwater LED light to create a stunning light display at your dock.

KEY FEATURES



Up To 5,000
Fixture Lumens



90°
Top Beam



20°
Side Beam



Rectangular
Beam

AVAILABLE COLOURS



Ultra White
012105W

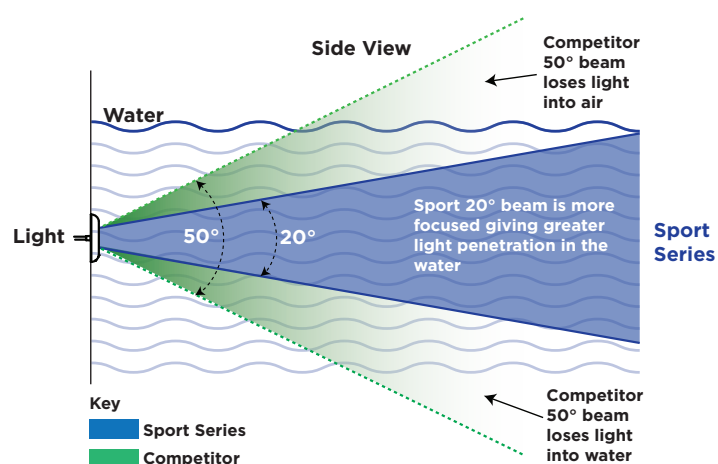


Midnight Blue
012104B

Packing an impressive 5,000 fixture lumens into a small body, combined with advanced optics, creates a truly remarkable 'Best-In-Class' performance.

Compact, simple design with a small footprint. Easy to install and maintain with a choice of standard fixed dock or optional floating dock brackets.

- Brightest dock light in its class provides safety and security at your dock.
- Create a stunning backdrop to your dock parties.
- Increase interest and value in your property with stunning pictures for any marketing material.



11,600 LUMENS / 5,000 FIXTURE LUMENS

Best-in-class performance from this ultra-bright light makes it the obvious choice for those who want to stand out.

90°/20° BEAM ANGLE

A true wide-angled, focused beam lights up a large area of the water around the dock

COMPACT AND SIMPLE DESIGN

Made from corrosion resistant Alu Bronze, there is a lot packed into this 100mm / 4" light Simple plastic brackets keep footprint to a minimum.

SIMPLE TO INSTALL

A choice of fixed or floating brackets, depending on tidal factors or dock type.

EASY TO CLEAN

Thanks to its Tritonium coating, a simple wipe of the lens removes any underwater growth, saving hours of scrubbing each time you use it.

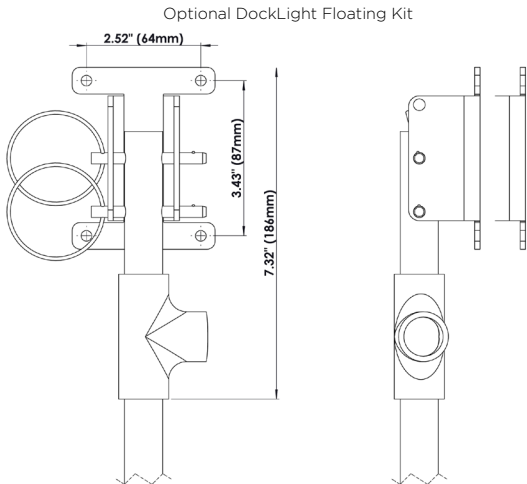
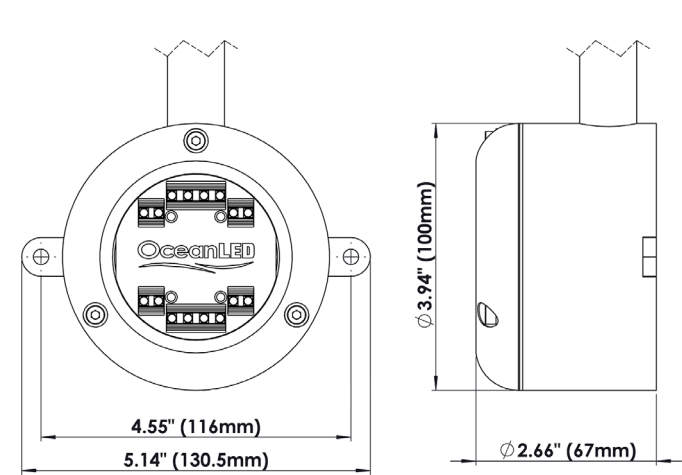
Optional Easi-Kleen floating bracket mechanism makes it simple to swing the light out of the water to clean.

ACTIVE THERMAL CONTROL

ATC prevents overheating. In the event of overheating the ATC system will reduce the LED power level in order to protect the LEDs, or in extreme cases, turn off the fixture completely.

S3116d SPECIFICATIONS

| BOX CONTENTS | |
|---|--------------------------------------|
| Sport Dock Light and Cable | |
| Fixed Dock Light Fixing Bracket | |
| In-line Fuse Kit | |
| Mounting Screws | |
| Quick Install Guide | |
| ACCESSORIES | PART |
| Sport DockLight Floating Kit | 012108 |
| 4 Way V DC Power Junction Box | 019901 |
| Power Supply | 001-600072 |
| MOUNTING RECOMMENDATIONS | |
| Dock spacing | 2-4' (0.5-1.2m) |
| Installation depth (To top of fixture) | 12" (30cm) |
| TECHNICAL | |
| Lumens | 11600 |
| Fixture Lumens | 5000 |
| Typical LED life expectancy | 40,000+ Hours |
| Minimum-Maximum operating voltage DC | 20-32V DC |
| Current / Amp draw (DC) | 24V DC 2.4A |
| Driver type | Internal, Reverse Polarity Protected |
| PHYSICAL | |
| Total weight | 1.2kg |
| Extension cable length (standard) | 32.8" (10m) |
| Conduit Size | 0.5" (12.5mm) |
| Material | AB2 Aluminium Bronze |



*Fixture Lumens rating is a measurement of total light output from a finished lighting fixture. This measurement can only be obtained from either a Goniophotometer or an Integrating sphere. Fixture Lumens is the most reliable, professional measurement of light output. OceanLED has heavily invested in these measurement apparatus and has had all its data verified by the Lighting Association of Great Britain.